

ST PATRICKS SNS NEWSLETTER

THE LATEST EVENTS AND ANNOUNCEMENTS FOR
STUDENTS AND PARENTS



Happy Halloween

Wow what a busy term we have had here in St Patricks SNS. Our students have been working hard on settling back into school and getting back into the swing of hard work. They have also been enjoying project work, singing, drama, running, plenty of sports, art and much much more.

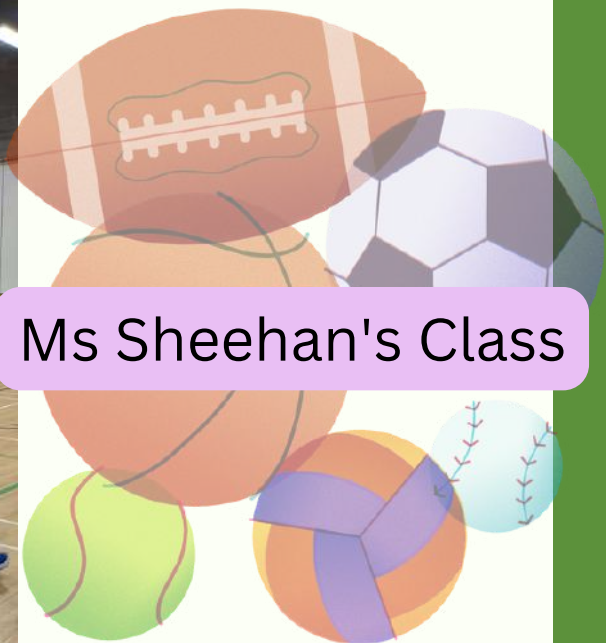
We hope all of our students enjoy the well deserved mid-term break and stay safe over Halloween.



Community Centre

A big thank you to the Community Centre for allowing us to use their hall again this year. The students have been enjoying some amazing p.e lessons there. To see what classes are doing on a weekly basis, don't forget to check out our school Instagram page.

You can see here how much fun everyone is having ...



Jelly and Ice-cream!

Ms. Osborne's class were learning all about procedural writing this term. They practiced writing the step-by-step on how to make jelly and ice-cream. After all of their hard work, they were then treated to some jelly and ice-cream of their own!!

Title: How To Make Jelly

| Ingredients | Equipment |
|--------------------|---------------------|
| <u>Jelly cubes</u> | <u>Plastic bowl</u> |
| <u>Water</u> | <u>Kettle</u> |
| | <u>Spoon</u> |
| | <u>Knife</u> |

Instructions:

- First, gather the ingredients and equipment.
- Then, fill the kettle with water and boil.
- Next, open the jelly and cut it into small pieces.
- After that put the jelly in the bowl and carefully pour the boiling water in the bowl.
- Now stir the mixture until fully dissolved.
- Once the mixture is cool, place in the fridge to set.

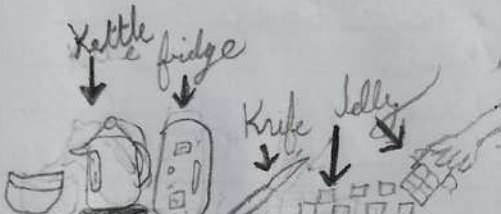

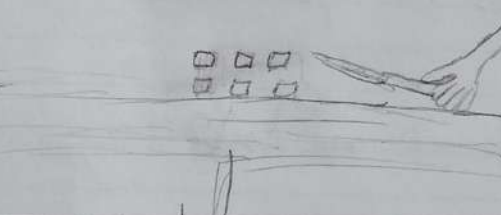



Finally Enjoy

twinkl
VISIT [TWINKL.CO.UK](https://www.twinkl.co.uk)
twinkl



Jelly and Ice-cream!


Procedural Writing Checklist

| | |
|---|--|
| 1.  | 2.  |
| 3.  | 4.  |
| 5.  <p>(btw make sure to smell it it smells good)</p> | 6.  |

Procedural Writing Checklist

Did you....

- include a title?
- list all of the ingredients or materials needed?
- write your instructions in an order that makes sense?
- write in the present tense?
- describe what the finished product looks like?



wibble wabble

Buddies

Ms. Sheehan's fourth class have paired up with Ms. Ryan's first class as buddies. They enjoy reading together and doing lots of art activities.



Marathon Kids Ireland

The students of 5th and 6th class have been taking part in completing a marathon over the course of the past few weeks. They have been running laps around the astro pitch and counting them up daily. We will be continuing this after the mid-term also. Some students have already completed the full marathon and are super proud of what they have achieved! When they have reached the finish line, they receive their very own Marathonkids t-shirt. Well done to everyone taking part!!



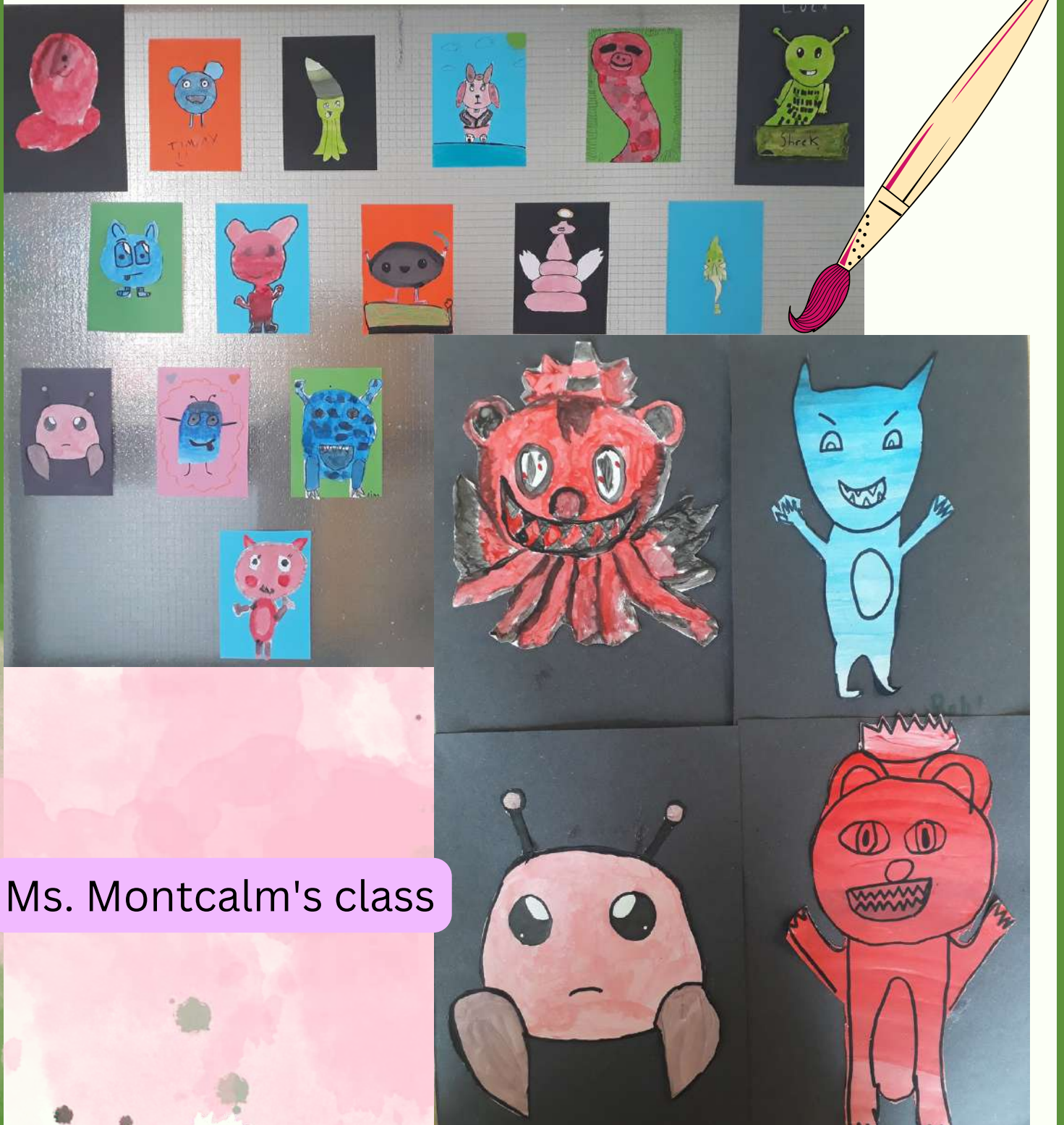
Survey

Ms. Kelly's took to the streets to conduct a survey on car registration plates. Don't they look professional with their clipboards?




Art

We have some very talented artist in our school! Our classrooms and hallways are so bright and colourful thanks to all the amazing artwork our students do in school. Here are some examples of artwork up on our walls this term.



Ms. Montcalm's class

Art



Ms. Hewitt's class



Art



Ms. Beggs' class




Art





Ms. Kelly's class



Art



Ms. Sheehan's class




Assembly

Our in person junior and senior assemblies are back!!

Each class will have the opportunity to showcase talents, sing, dance, act and much more at our Friday assemblies. Both Ms. Kelly/Ms. Guest's class and Mr. Kealy's class put on amazing assemblies this term. They have definitely set the bar high for the rest of the school!



Assembly



Halloween

There has been plenty of spooky season activities happening in our school over the last couple of weeks. Students have been learning Halloween songs, doing some spooky art, taking part in Halloween inspired drama, a Halloween assembly and the whole school even took part in some Halloween writing activities.

Below is a poem written by two pupils in Ms.Kelly/Ms.Guest's class all about Halloween:

Halloween poem

*Kids saying boo, dressing up is fun.
Saying "trick or treat?" and getting lots of
gum.*

Giving people shivers.

*Oh how I love Halloween, it is just so fun.
Sweet baskets filled to the brim, don't eat
them all.*

*And now it is all over, Halloween is gone.
See you next year for more tricks and fun.*

**By Layla and Nyah in Ms Kelly/ Ms Guest's
class**

Halloween

Senior Assembly



5th Class best dressed winners!



6th Class best dressed winners!

Halloween

Junior Assembly




3rd Class best dressed winners!




4th Class best dressed winners!

HA HA HALLOWEEN JOKES he-he



Why are ghosts so bad at lying?

Because you can see right through them!



What is a goblin's favorite cheese?

Monster-ella!



When is a pumpkin not a pumpkin?

When you drop it -- then it's squash!



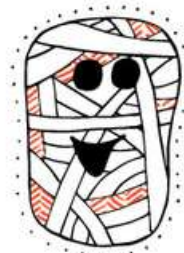
Knock! Knock! Who's there? Boo! Boo hoo?

You don't have to cry about it!



What's a ghost's favorite game?

Hide and ghost seek!



Why did the little boy carry a clock and bird on Halloween?

He thought he needed them to tick or tweet!



What do guy ghosts wear when they want to look extra good?

Boo ties!



How do you fix a jack-o-lantern?

With a pumpkin patch!



Which monster is the best dancer?

The Boogie Man!